

Virtual Campus UMCS

Enrolment for a general university lecture

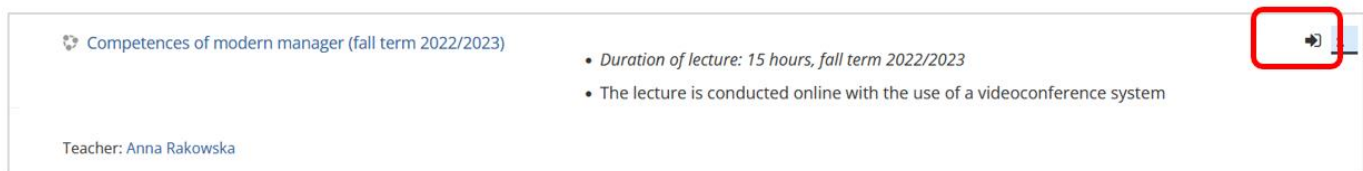
In order to be able to participate in a general university lecture conducted online on the [Virtual Campus of UMCS](#) platform, the student must get access to the area (course) where the lecture will take place. The student gets access using the "Self-enrolment" option.

The "Self-enrolment" option can function in two variants:

1. Without a password (access key) to the course
2. With the required password (access key) for the course

1. OPTION: THE "SELF-ENROLMENT" WITHOUT A PASSWORD (ACCESS KEY)

When access to the lecture area is open (no password/access key), there is a symbol next to the lecture title: ➡

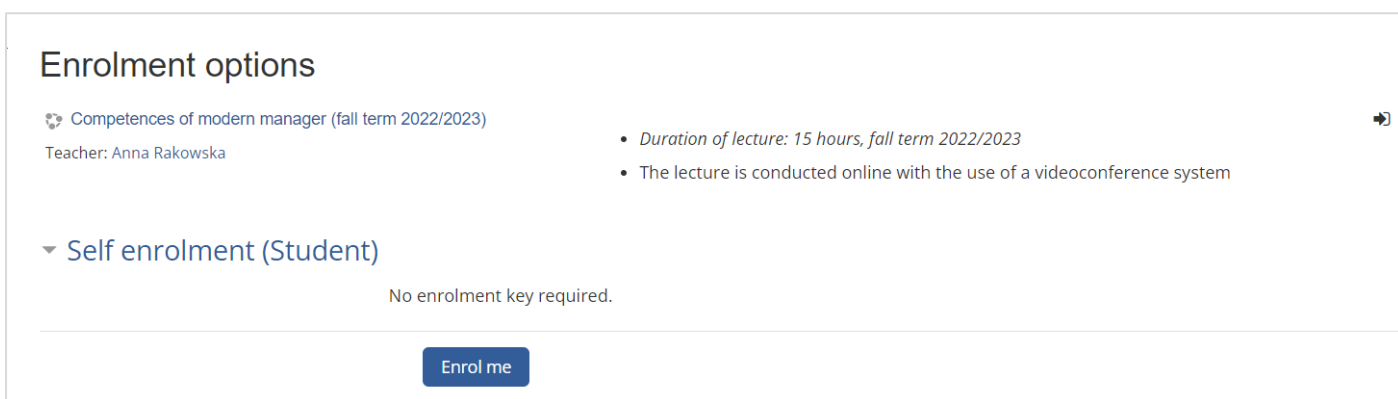


PROCEDURE

Please:

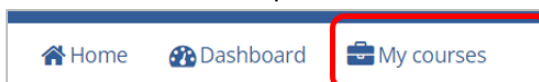
- Log in to the Virtual Campus (<https://kampus.umcs.pl/>); login details as for the USOS system
- Click on the "General university lectures" tile
- Choose (click) the title of the lecture for the current semester and mode of study.

There will appear a notification saying that you can register yourself in the area where the lecture will take place. Press the "Enrol me" button.



The student is redirected to the area where the lecture is conducted. The student's account is added to the list of lecture participants.

After enrolling in a lecture on the Virtual Campus, the student can use the access path to the course via "My Courses" tab at the top of the page.



2. OPTION: THE "SELF-ENROLMENT" WITH PASSWORD (ACCESS KEY)

To enrol, the student needs the password (access key) for self-enrolment to the area on the Campus where the lecture will be conducted. The student receives (via email) the password from the lecturer (provided that the student has registered for the lecture in the USOS system).

When access to a lecture is restricted by a password, there is a symbol next to the lecture title:



Black swans on the financial market (fall term 2022/2023) 🔑

- Duration of lecture: 15 hours, fall term 2022/2023
- The lecture is conducted online with the use of a videoconference system

Teacher: Lyubov Klapkiv

PROCEDURE

Please:

- Log in to the Virtual Campus (<https://kampus.umcs.pl/>); login details as for the USOS system
- Click on the "General university lectures" tile
- Choose (click) the title of the lecture for the current semester and mode of study.

There will appear a notification and you will be asked to enrol yourself in the area where the lecture will be conducted. In the "Enrolment key" field, enter the key/password you received from the lecturer and press the "Enrol me" button.

Enrolment options

Black swans on the financial market (fall term 2022/2023) 🔑

Teacher: Lyubov Klapkiv

- Duration of lecture: 15 hours, fall term 2022/2023
- The lecture is conducted online with the use of a videoconference system

▼ Self enrolment (Student)

Enrolment key

The student is redirected to the area where the lecture is conducted. The student's account is added to the list of lecture participants.


CAUTION

If you do not receive a password (access key) for self-enrollment in the lecture area, please contact the lecturer who conducts the lecture.

Black swans on the financial market (fall term 2022/2023) 🔑

Teacher: Lyubov Klapkiv

- Duration of lecture: 15 hours, fall term 2022/2023
- The lecture is conducted online with the use of a videoconference system



After enrolling in a lecture on the Virtual Campus, the student can use the access path to the course via the "My Courses" tab at the top of the page.

[Home](#) [Dashboard](#) [My courses](#)